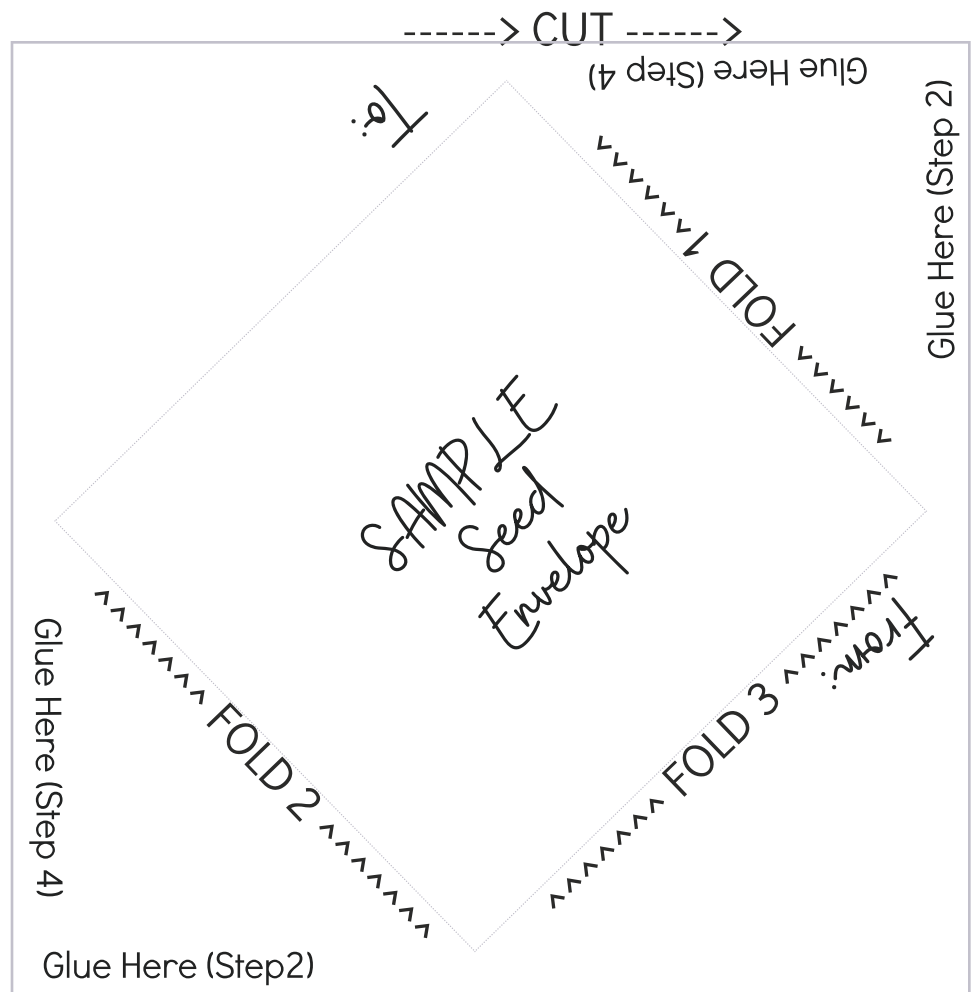


EASTER SEED ENVELOPES

Directions

1. Print and cut envelopes out along solid gray lines.
2. Fold along dotted interior lines to form envelope.
 - Fold in sides first, then fold up bottom corner.
 - Apply glue to edges where indicated to hold in place.
3. Add seeds to envelope.
4. Fold down top corner.
5. Apply glue to edges where indicated to close envelope.




To:

On the third day,
he will be raised to

LIFE

MATTHEW 20:19



From:

To:

He has

RISEN


MARK 16:6



From:

To:

For as the soil makes the sprout come up
 and a GARDEN causes SEEDS to grow,
 so the LORD will make
 righteousness and praise
 SPRING
 up before all nations.
 ISAIAH 61:11



From:

To:

Though it is the smallest of
 SEEDS,
 yet when it grows,
 it is the largest of
 garden plants
 and becomes a
 TREE
 MATTHEW 13:32



From:

